

# SUMMER

KINDER REVIEW & FIRST GRADE READINESS



name \_\_\_\_\_

name \_\_\_\_\_

©SIMPLYkinder

# JUNE READING CHALLENGE

Color one picture for every book you read this month.



name \_\_\_\_\_

# JULY READING CHALLENGE

Color one picture for every book you read this month.



name \_\_\_\_\_

©SIMPLYkinder

# SWIMMING POOL SPELLING



Write each word four times.

1 here

2

3

4

1 can

2

3

4

1 look

2

3

4

1 the

2

3

4

1 we

2

3


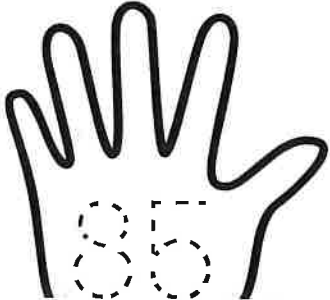

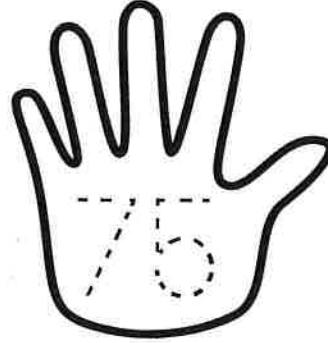
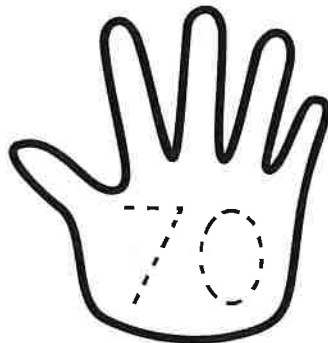


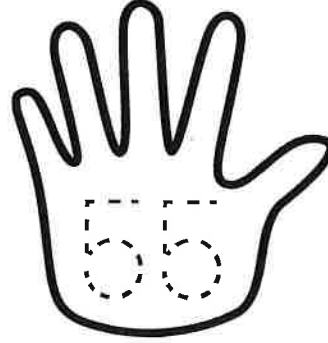
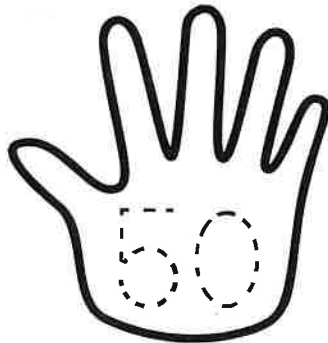
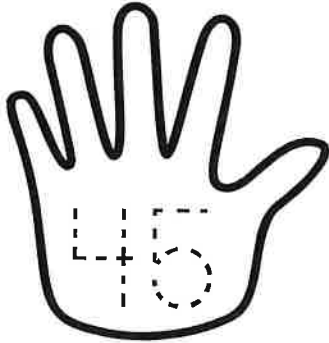
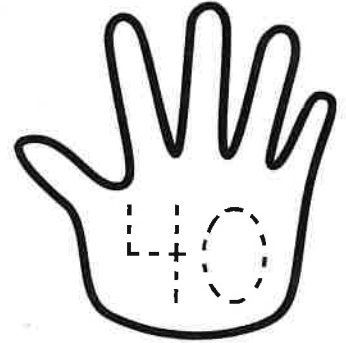

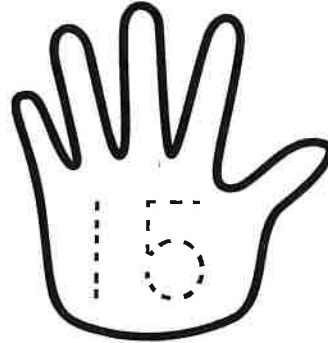

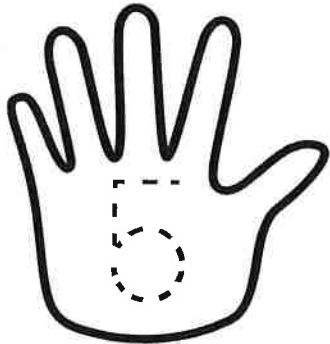
4

name \_\_\_\_\_

©SIMPLYkinder

# One Hundred Fingers

Count by 5's to count the fingers.


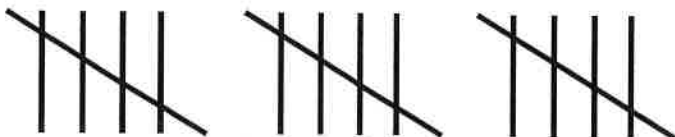
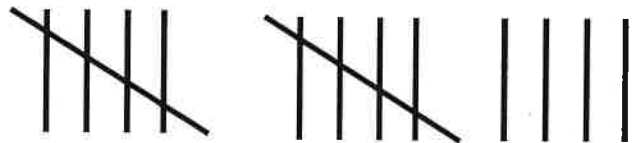




Name \_\_\_\_\_

©SIMPLY Kinder

# TALLY TALK

Count the tallies and write the number in the speaking bubble.



name \_\_\_\_\_


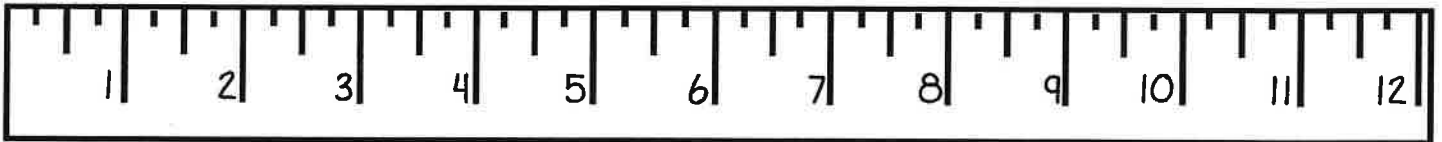
©SIMPLYkinder

# Summer Measurement


Measure each object and write how long it is on the line.




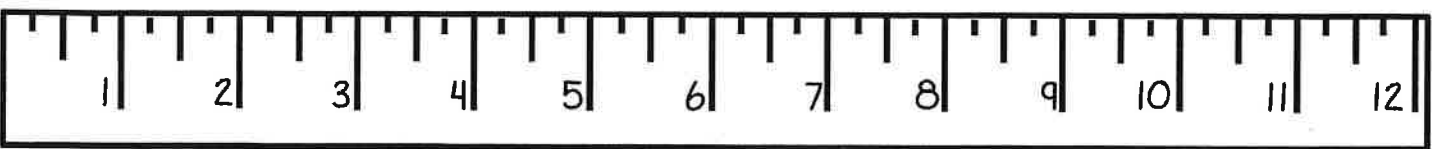
\_\_\_\_\_   
 water hose



\_\_\_\_\_   
 pool



\_\_\_\_\_   
 surf board




\_\_\_\_\_   
 shovel


name \_\_\_\_\_

# MAKING TEN FRIENDS


Use the ten frame to complete the addition statement.




$$\underline{\quad} + \underline{\quad} = 10$$




$$\underline{\quad} + \underline{\quad} = 10$$




$$\underline{\quad} + \underline{\quad} = 10$$



$$\underline{\quad} + \underline{\quad} = 10$$



$$\underline{\quad} + \underline{\quad} = 10$$



$$\underline{\quad} + \underline{\quad} = 10$$




name \_\_\_\_\_


Counting to 20

# Just Keep Swimming


Count how many and write the number in the box.




\_\_\_\_\_



\_\_\_\_\_



\_\_\_\_\_




\_\_\_\_\_


name \_\_\_\_\_

©SIMPLYkinder

# Popsicle Count

Read the number and fill in the ten frame to match.





















name \_\_\_\_\_

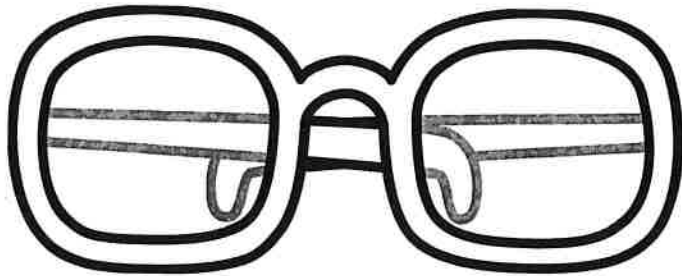
Write your numbers to 120 and color the picture.

1	2	3	4	5	6	7	8	9	10
11	12	13	14	15	16	17	18	19	20
21	22	23	24	25	26	27	28	29	30
31	32	33	34	35	36	37	38	39	40
41	42	43	44	45	46	47	48	49	50
51	52	53	54	55	56	57	58	59	60
61	62	63	64	65	66	67	68	69	70
71	72	73	74	75	76	77	78	79	80
81	82	83	84	85	86	87	88	89	90
91	92	93	94	95	96	97	98	99	100
101	102	103	104	105	106	107	108	109	110
111	112	113	114	115	116	117	118	119	120

name \_\_\_\_\_

# Summer Cell Spelling

Write the word on the line and then write the phone number in the box above.



where



\_\_\_\_\_

\_\_\_\_\_  
\_\_\_\_\_  
\_\_\_\_\_

and



\_\_\_\_\_

\_\_\_\_\_  
\_\_\_\_\_  
\_\_\_\_\_

help



\_\_\_\_\_

\_\_\_\_\_  
\_\_\_\_\_  
\_\_\_\_\_

one



\_\_\_\_\_


\_\_\_\_\_  
\_\_\_\_\_  
\_\_\_\_\_

look



\_\_\_\_\_

\_\_\_\_\_  
\_\_\_\_\_  
\_\_\_\_\_



name \_\_\_\_\_

©SIMPLYkinder

# ABC Order

Write the words in ABC order.



1. \_\_\_\_\_

2. \_\_\_\_\_

3. \_\_\_\_\_

4. \_\_\_\_\_

5. \_\_\_\_\_

6. \_\_\_\_\_

7. \_\_\_\_\_

8. \_\_\_\_\_

9. \_\_\_\_\_

10. \_\_\_\_\_

- boat
- swim
- tube
- hose
- popsicle
- frog
- kite
- play
- water
- dive




a b c d e f a h i k l m n o p a r s t u v w x v z

name \_\_\_\_\_

CVC Words

# Hippopotamus Words

Read the words and then color them the correct color.
















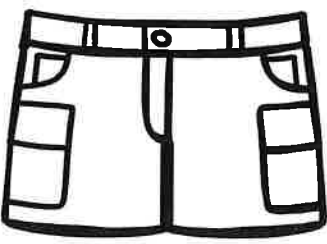


fed	wed	bed	pin
rap	get	big	hip
pen	red	hit	mat
bag	cat	lid	pen
lip	bag	bat	map
beg	rip	tap	nap
hat	pig	pan	can

name \_\_\_\_\_

©SIMPLYkinder

# Flip Flop Words


Write the sound from the flip flop to finish the word for the picture shown.

  _____ irt	  _____ ree
  bu _____	  _____ row
  _____ umb	  tra _____
  _____ orts	  _____ ink

Name \_\_\_\_\_

# A Day At The Beach

sandcastle




pail



swim



shell



My story plan:

Write a story using the ideas above.

Handwriting practice area with multiple sets of lines: a solid top line, a dashed middle line, and a solid bottom line.



name \_\_\_\_\_



©SIMPLYkinder

# Just Read It

Pick the sentence that matches the picture.

The frog is sitting.

The sun is hot.



The bus goes fast.

This is a big tree.

She can ride a bike.

She is on a rock.



I have flip flops.

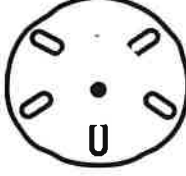








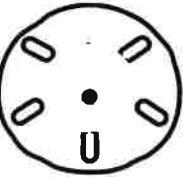











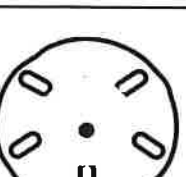


He has a pet dog.

name \_\_\_\_\_

©SIMPLYkinder

# Punctuation Pick

Read the sentence and color only the shell with the right ending mark.











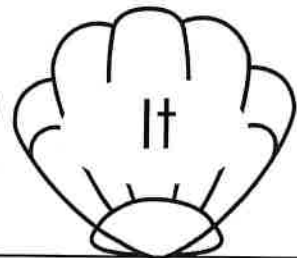



Can I eat this			
I am very hot			
He is in the tree			
Will he run fast			
Can I fly the kite			
She is swimming			
What do you like			
Go home			

name \_\_\_\_\_

©SIMPLYkinder

# Sea Shell Scramble





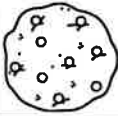

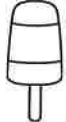



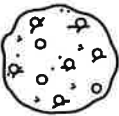

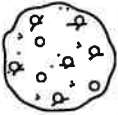



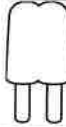

Put the words in the right order to make a sentence.



name \_\_\_\_\_

©SIMPLY kinder

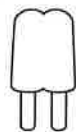
# Summer Hundreds Chart Hunt

1	2	3	4		6	7	8	9	10
	12	13	14	15	16	17		19	20
21	22		24	25		27	28	29	30
31		33	34	35	36	37	38		40
41	42	43		45	46	47	48	49	
51		53	54	55	56		58	59	60
61	62	63		65	66	67	68	69	70
71	72		74	75	76	77		79	80
	82	83	84		86	87	88		90
91	92	93	94	95	96	97	98	99	

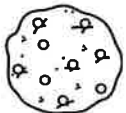
Write what numbers these pictures are covering.



\_\_\_\_\_



\_\_\_\_\_



\_\_\_\_\_



\_\_\_\_\_




name \_\_\_\_\_

Numbers to 100

# WATERMELON COUNTING

Fill in the given section of the hundreds chart.



20						26			
				34				38	
40			43						
					55				59

Start at the given number and fill in the following numbers.

22					
----	--	--	--	--	--

34					
----	--	--	--	--	--

45					
----	--	--	--	--	--

53					
----	--	--	--	--	--

name \_\_\_\_\_

©SIMPLYkinder

# MORE FISH - LESS FISH

Write the number that is one more and one less.



name \_\_\_\_\_


Addition to 10

# ICE CREAM ADDITION

Write the number on the ice cream scoop and then color them.


5

+3




6

+4




4

+5




9

+0




6

+4




4

+3




8

+2



6

+3



7

+1



3

+6




10

+0



6

+2




name \_\_\_\_\_


Subtraction Within 10

# POPSICLE SUBTRACTION


Solve the problems using the pictures.




$10 - 3 = \underline{\quad}$




$10 - 4 = \underline{\quad}$




$10 - 5 = \underline{\quad}$



$10 - 8 = \underline{\quad}$



$10 - 6 = \underline{\quad}$



$10 - 7 = \underline{\quad}$




name \_\_\_\_\_

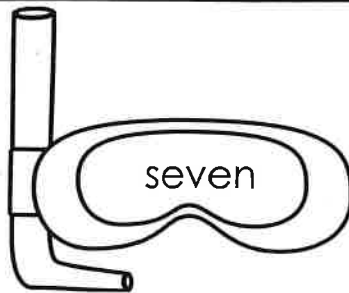
©SIMPLYkinder

# Beach Numbers

Read and circle the correct number.



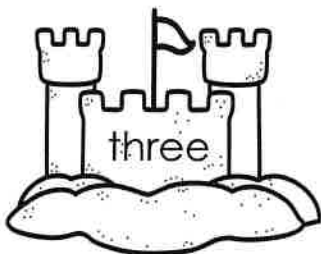
3 8 2




7 1 9



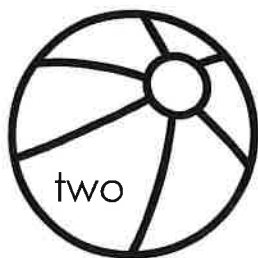
4 6 5



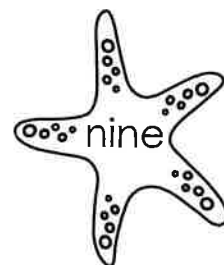
5 10 3



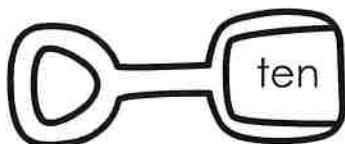
1 6 9




10 4 2



3 9 2



10 2 8



6 7 4



10 4 3

name \_\_\_\_\_

©SIMPLYkinder

# Add It Up Fast

Solve the math problems as fast as you can.

$$\begin{array}{r} 5 \\ +3 \\ \hline \end{array}$$

$$\begin{array}{r} 2 \\ +1 \\ \hline \end{array}$$

$$\begin{array}{r} 6 \\ +2 \\ \hline \end{array}$$

$$\begin{array}{r} 7 \\ +0 \\ \hline \end{array}$$

$$\begin{array}{r} 3 \\ +3 \\ \hline \end{array}$$

$$\begin{array}{r} 2 \\ +5 \\ \hline \end{array}$$

$$\begin{array}{r} 8 \\ +1 \\ \hline \end{array}$$

$$\begin{array}{r} 4 \\ +5 \\ \hline \end{array}$$

$$\begin{array}{r} 2 \\ +2 \\ \hline \end{array}$$

$$\begin{array}{r} 5 \\ +4 \\ \hline \end{array}$$

$$\begin{array}{r} 8 \\ +0 \\ \hline \end{array}$$

$$\begin{array}{r} 9 \\ +1 \\ \hline \end{array}$$

$$\begin{array}{r} 5 \\ +3 \\ \hline \end{array}$$

$$\begin{array}{r} 2 \\ +5 \\ \hline \end{array}$$

$$\begin{array}{r} 4 \\ +2 \\ \hline \end{array}$$

$$\begin{array}{r} 4 \\ +4 \\ \hline \end{array}$$

$$\begin{array}{r} 2 \\ +3 \\ \hline \end{array}$$

$$\begin{array}{r} 1 \\ +5 \\ \hline \end{array}$$

$$\begin{array}{r} 5 \\ +3 \\ \hline \end{array}$$

$$\begin{array}{r} 9 \\ +0 \\ \hline \end{array}$$

$$\begin{array}{r} 7 \\ +2 \\ \hline \end{array}$$

$$\begin{array}{r} 3 \\ +4 \\ \hline \end{array}$$

$$\begin{array}{r} 6 \\ +3 \\ \hline \end{array}$$

$$\begin{array}{r} 2 \\ +5 \\ \hline \end{array}$$

$$\begin{array}{r} 8 \\ +1 \\ \hline \end{array}$$

$$\begin{array}{r} 7 \\ +1 \\ \hline \end{array}$$



name \_\_\_\_\_

©SIMPLYkinder

# Take Away Quick

Solve the math problems as fast as you can.

$$\begin{array}{r} 10 \\ -3 \\ \hline \end{array}$$

$$\begin{array}{r} 7 \\ -5 \\ \hline \end{array}$$

$$\begin{array}{r} 5 \\ -2 \\ \hline \end{array}$$

$$\begin{array}{r} 3 \\ -2 \\ \hline \end{array}$$

$$\begin{array}{r} 9 \\ -3 \\ \hline \end{array}$$

$$\begin{array}{r} 6 \\ -5 \\ \hline \end{array}$$

$$\begin{array}{r} 5 \\ -3 \\ \hline \end{array}$$

$$\begin{array}{r} 2 \\ -0 \\ \hline \end{array}$$

$$\begin{array}{r} 10 \\ -2 \\ \hline \end{array}$$

$$\begin{array}{r} 8 \\ -4 \\ \hline \end{array}$$

$$\begin{array}{r} 6 \\ -3 \\ \hline \end{array}$$

$$\begin{array}{r} 4 \\ -3 \\ \hline \end{array}$$

$$\begin{array}{r} 9 \\ -3 \\ \hline \end{array}$$

$$\begin{array}{r} 10 \\ -5 \\ \hline \end{array}$$

$$\begin{array}{r} 9 \\ -2 \\ \hline \end{array}$$

$$\begin{array}{r} 7 \\ -4 \\ \hline \end{array}$$

$$\begin{array}{r} 8 \\ -3 \\ \hline \end{array}$$

$$\begin{array}{r} 5 \\ -5 \\ \hline \end{array}$$

$$\begin{array}{r} 6 \\ -3 \\ \hline \end{array}$$

$$\begin{array}{r} 4 \\ -3 \\ \hline \end{array}$$

$$\begin{array}{r} 5 \\ -2 \\ \hline \end{array}$$

$$\begin{array}{r} 7 \\ -4 \\ \hline \end{array}$$

$$\begin{array}{r} 10 \\ -3 \\ \hline \end{array}$$

$$\begin{array}{r} 6 \\ -5 \\ \hline \end{array}$$

$$\begin{array}{r} 9 \\ -2 \\ \hline \end{array}$$

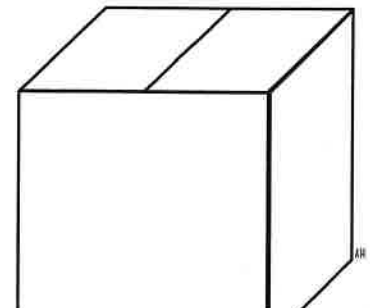


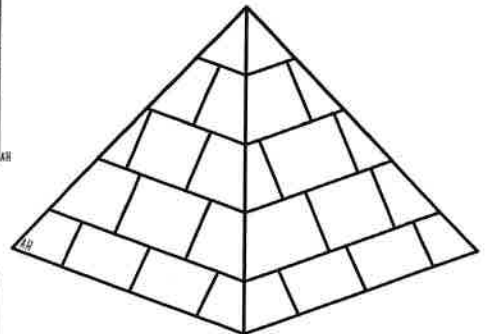

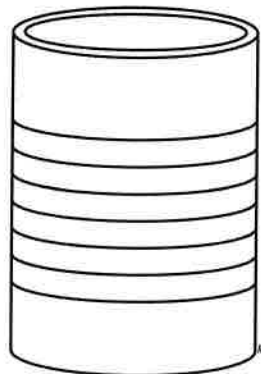
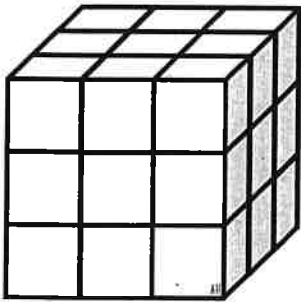
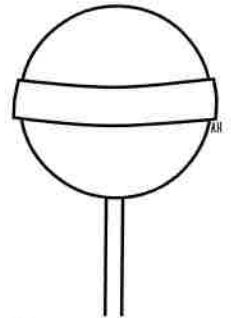
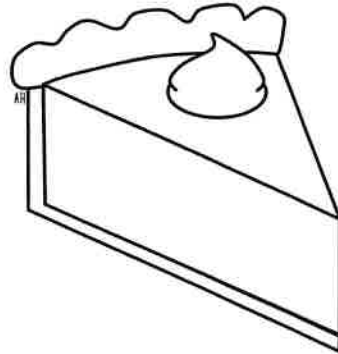
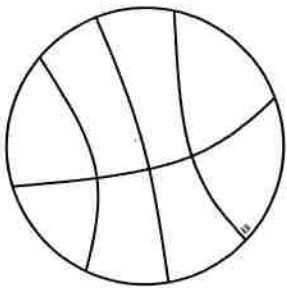
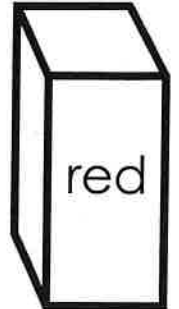
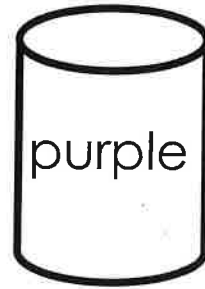

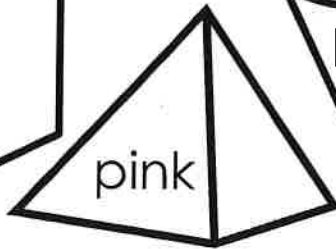
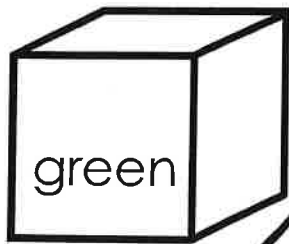
$$\begin{array}{r} 7 \\ -5 \\ \hline \end{array}$$



name \_\_\_\_\_

# 3D SHAPES

Color the objects the color indicated on the key.



# Ice Cream Cone

Color, cut, and glue together the ice cream cone by 10's.

70

20

50

30

80





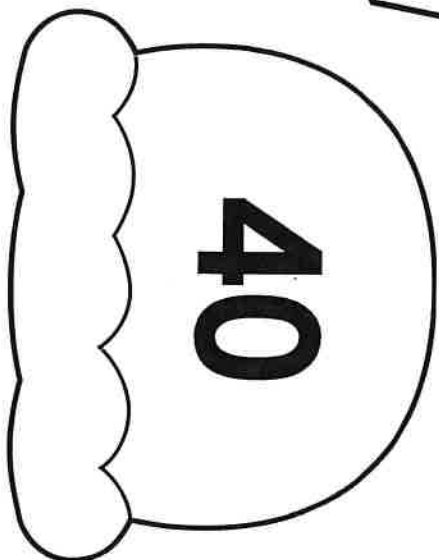
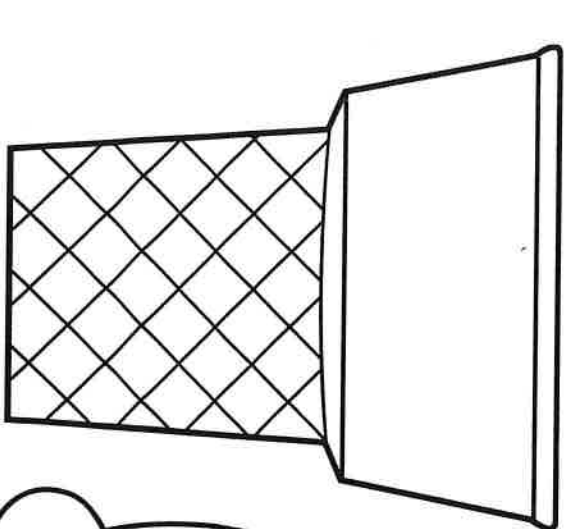
10

90

40

100

60



name \_\_\_\_\_

# Twelve & Twenty

Say the numbers aloud as you sort them.



©SIMPLYkinder

12

12

20

12

20

20

12

20

12

20

12

20

20

12


20

12

Name \_\_\_\_\_

©SIMPLYkinder

# Ice Cream ABC Order



Cut out the  
words and  
glue into ABC  
order.

**joke**

**make**

**kite**

**lake**

**note**

name \_\_\_\_\_

Addition to 10

# MORE WATERMELON PLEASE

Use the cutouts to help solve the problems.

$1 + 7 = \underline{\hspace{2cm}}$

$5 + 5 = \underline{\hspace{2cm}}$

$2 + 4 = \underline{\hspace{2cm}}$

$4 + 3 = \underline{\hspace{2cm}}$

$5 + 4 = \underline{\hspace{2cm}}$

$9 + 1 = \underline{\hspace{2cm}}$

$6 + 2 = \underline{\hspace{2cm}}$

$3 + 7 = \underline{\hspace{2cm}}$

$8 + 2 = \underline{\hspace{2cm}}$

$6 + 3 = \underline{\hspace{2cm}}$

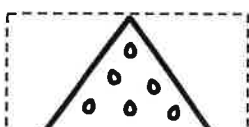
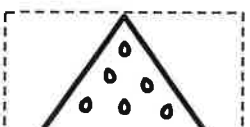
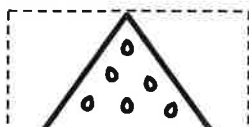
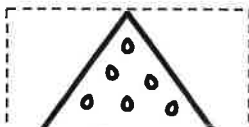
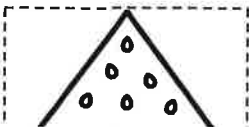





$7 + 3 = \underline{\hspace{2cm}}$

$2 + 7 = \underline{\hspace{2cm}}$

$4 + 4 = \underline{\hspace{2cm}}$

$5 + 3 = \underline{\hspace{2cm}}$

©SIMPLY Kinder






# Ten Frames II-20


Name: \_\_\_\_\_

Directions: Cut out the ten frames. Glue each ten frame below to show each number.


18





20





12





16




13




14




© Katie Roltgen

●	●			
●	●	●	●	●
●	●	●		

name \_\_\_\_\_

©SIMPLYkinder

# SUMMER BUCKET LIST

CHECK OFF THE ACTIVITIES YOU DO OVER THE SUMMER.

- Read a good book.
- Go to the dollar store.
- Have a water balloon fight.
- Go on a picnic.
- Make root beer floats.
- Make rock pets.
- Go to the library.
- Go to the park.
- Make pizza.
- Make salt dough.
- Sleep in a tent.
- Go to a farm.
- Make s'mores.
- Play with bubbles.
- Play a board game.
- Make Kool-Aid popsicles.
- Play with sidewalk chalk.
- Play a board game.
- Make bubbles.
- Watch a movie outside.
- Eat watermelon.
- Make a bird feeder.
- Help a friend in need.
- Fold the laundry.
- Write a letter to a friend.
- Paint.
- Run through the sprinklers.
- Go down a slide.
- Make a sock puppet.
- Play with water sponges.
- Go to the zoo.
- Ride your bike.
- Get the mail.
- Write and illustrate a story.
- Go swimming.
- Wash the car.
- Make a fort with sheets.
- Have a lemonade stand.
- Write a letter to your teacher.
- Play hide and seek.
- Roller skate or skateboard.
- Make a time capsule.
- Go bowling.
- Make a dirt cake.
- Play with play dough.
- Build a sandcastle.
- Go to story time.
- Climb a tree.
- Have a slumber party.
- Take a nap.
- Make ice cream.
- Put on a puppet show.
- Bake a cake.

