






Name: _____

Animals at the Park

Directions: Make tally marks to show the number of each animal.
Write the total.








Animals	Tally	Total
 bunny		
 gopher		
 squirrel		
 bird		





Name: _____


Bar Graph: Catching Butterflies

Directions: Count and graph the butterflies. Answer the questions.



1. Which has the most?    


2. Which has the fewest?    




3. How many more  than  ? _____

Name: _____

Party Items

Directions: Count and tally each item. Answer the questions.



Party Item	Tally Marks	Number
 hat		
 balloon		
 whistle		

1. Which item had the **most** tally marks?



2. Which item had the **least** tally marks?



3. How many items were there in all? _____


4. How many more hats than balloons? _____




5. How many more balloons than whistles? _____

Name: _____

Weather Items

Directions: Count and tally each item. Answer the questions.



Weather Item	Tally Marks	Number
 cloud		
 rainbow		
 lightning		

1. Which item had the **most** tally marks?



2. Which item had the **least** tally marks?



3. How many items were there in all? _____


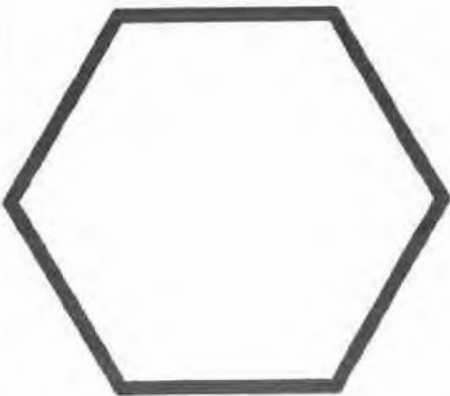

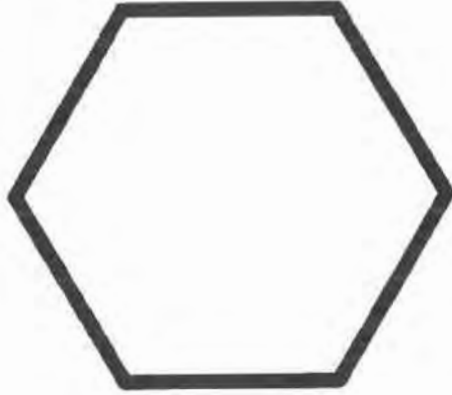

4. How many more clouds than lightings? _____

5. How many more lightings than rainbows? _____

Name: _____

Creating New Shapes


Directions: Divide each shape to create new shapes.



Name: _____

Counting 2D Shapes

Directions: Count and record each shape.




<input type="text"/>	triangles	<input type="text"/>	squares	<input type="text"/>	trapezoids
<input type="text"/>	quarter-circles	<input type="text"/>	rectangles	<input type="text"/>	half circles

Name: _____

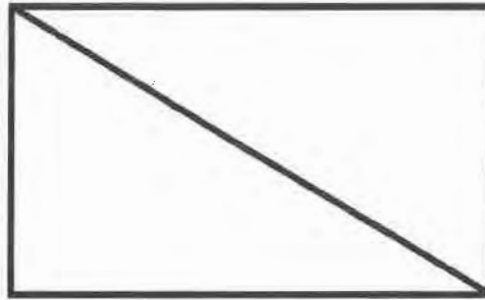
Fractions: Fourths and Halves

Directions: Color each shape to represent the fraction shown.

Color two fourths



Color one half



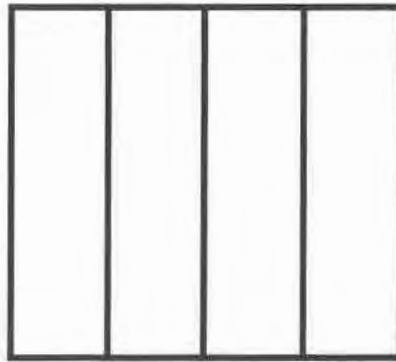
Color three fourths



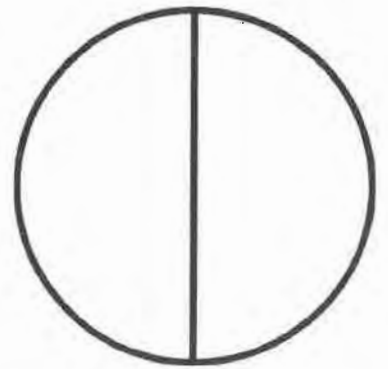
Color one fourth




Color four fourths




Color two halves




Color two quarters



Color one quarter







Color one half



Name: _____

Dividing Fractions: Two Equal Shares

Directions: Draw a line to divide each shape into two equal shares.




Name: _____

Nonstandard Measurement: Cubes


Directions: Measure the objects by counting and coloring the number of cubes needed.

1




_____ cubes

2




_____ cubes

3




_____ cubes

4




_____ cubes

5




_____ cubes

6



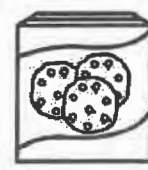
_____ cubes

7




_____ cubes

8



_____ cubes

9




_____ cubes



Name: _____

Measurement Scavenger Hunt



Directions: Look around the room.
Find and record 5 items that are lighter than an apple.
Find and record 5 things that heavier than an apple.



Lighter than an apple. 	Heavier than an apple. 
1	1
2	2
3	3
4	4
5	5

Name: _____


Measurement with Rules

*Not to scale


Directions: Measure each object in inches.



_____ inches



_____ inches



_____ inches



_____ inches

Name: _____

Measurement Scavenger Hunt



Directions: Look around the room.
Find and record 5 items that are taller than a tissue box.
Find and record 5 things that shorter than a tissue box.



Taller than a
tissue box.



Shorter than
a tissue box.



1

1

2

2

3

3

4

4

5



5

Name: _____

Measurement Scavenger Hunt



Directions: Look around the room.
Find and record 5 items that are longer than a pencil.
Find and record 5 things that shorter than a pencil.

Longer than a pencil. 	Shorter than a pencil. 
1	1
2	2
3	3
4	4
5	5

Name: _____

Place Value: Tens and Ones (How Many?)

Directions: Write the total value for each set.

$$\begin{array}{l} 3 \text{ tens} \\ 12 \text{ ones} \end{array} = \square$$

$$\begin{array}{l} 6 \text{ tens} \\ 11 \text{ ones} \end{array} = \square$$

$$\begin{array}{l} 6 \text{ tens} \\ 19 \text{ ones} \end{array} = \square$$

$$\begin{array}{l} 4 \text{ tens} \\ 16 \text{ ones} \end{array} = \square$$

$$\begin{array}{l} 1 \text{ ten} \\ 17 \text{ ones} \end{array} = \square$$

$$\begin{array}{l} 8 \text{ tens} \\ 18 \text{ ones} \end{array} = \square$$

$$\begin{array}{l} 2 \text{ tens} \\ 14 \text{ ones} \end{array} = \square$$

$$\begin{array}{l} 5 \text{ tens} \\ 15 \text{ ones} \end{array} = \square$$

$$\begin{array}{l} 5 \text{ tens} \\ 18 \text{ ones} \end{array} = \square$$

$$\begin{array}{l} 1 \text{ ten} \\ 11 \text{ ones} \end{array} = \square$$

$$\begin{array}{l} 3 \text{ tens} \\ 18 \text{ ones} \end{array} = \square$$


$$\begin{array}{l} 2 \text{ tens} \\ 12 \text{ ones} \end{array} = \square$$

Name: _____

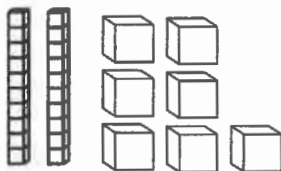
Place Value: Subtracting Tens Set I

Directions: Subtract ten from each number.


$53 - 10 = \underline{\quad}$



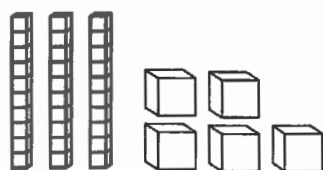
$27 - 10 = \underline{\quad}$




$64 - 10 = \underline{\quad}$



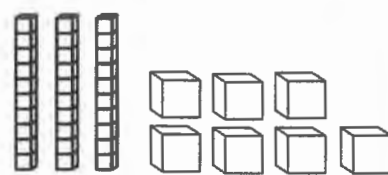
$35 - 10 = \underline{\quad}$



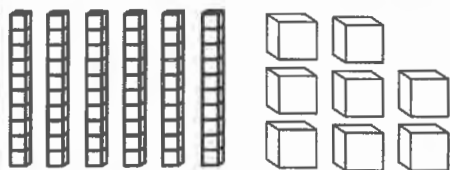
$81 - 10 = \underline{\quad}$



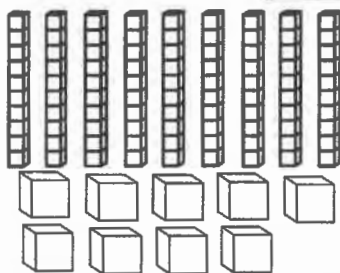
$37 - 10 = \underline{\quad}$



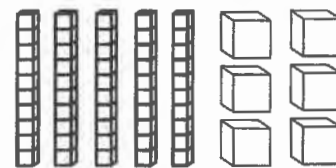
$69 - 10 = \underline{\quad}$



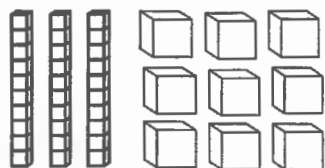
$99 - 10 = \underline{\quad}$



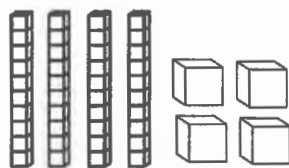
$56 - 10 = \underline{\quad}$




$39 - 10 = \underline{\quad}$



$44 - 10 = \underline{\quad}$



$73 - 10 = \underline{\quad}$



Name: _____

Place Value

Tens and Ones



Place Value: Mystery Number

Directions: Read the clues and write the number.

I have 5 tens and
3 ones.

I have 4 tens and
7 ones.

I have 8 ones and
6 tens.

I have 5 ones and
1 ten.

I have 9 ones and
2 tens.

I have 8 tens and
2 ones.

I have 3 tens and
6 ones.

I have 4 ones and
7 tens.



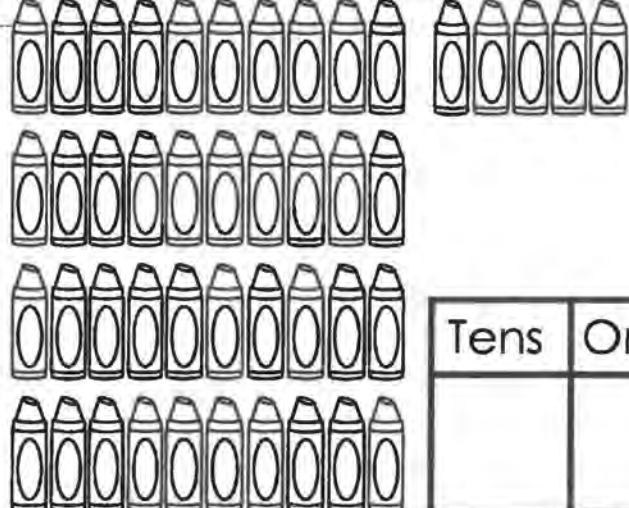

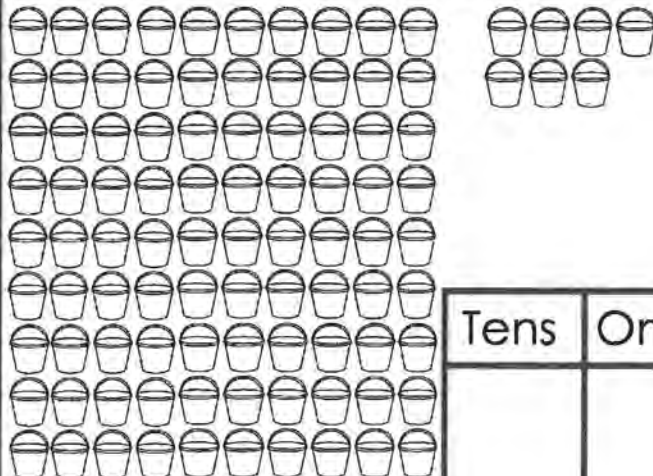

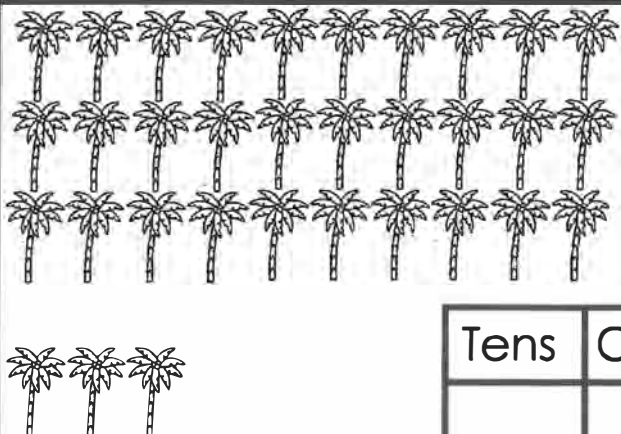
I have 1 ten and
7 ones.

I have 9 ones and
4 tens.

Name: _____

Place Value: Count and Write Set 2

Directions: Count the objects. Circle the sets of tens.
Write the number of tens and ones.

  <table border="1" data-bbox="527 703 820 913"><thead><tr><th>Tens</th><th>Ones</th></tr></thead><tbody><tr><td> </td><td> </td></tr></tbody></table>	Tens	Ones			 <table border="1" data-bbox="1274 703 1567 913"><thead><tr><th>Tens</th><th>Ones</th></tr></thead><tbody><tr><td> </td><td> </td></tr></tbody></table>	Tens	Ones		
Tens	Ones								
Tens	Ones								
 <table border="1" data-bbox="527 1228 820 1438"><thead><tr><th>Tens</th><th>Ones</th></tr></thead><tbody><tr><td> </td><td> </td></tr></tbody></table>	Tens	Ones			 <table border="1" data-bbox="1274 1228 1567 1438"><thead><tr><th>Tens</th><th>Ones</th></tr></thead><tbody><tr><td> </td><td> </td></tr></tbody></table>	Tens	Ones		
Tens	Ones								
Tens	Ones								
 <table border="1" data-bbox="527 1753 820 1963"><thead><tr><th>Tens</th><th>Ones</th></tr></thead><tbody><tr><td> </td><td> </td></tr></tbody></table>	Tens	Ones			 <table border="1" data-bbox="1274 1753 1567 1963"><thead><tr><th>Tens</th><th>Ones</th></tr></thead><tbody><tr><td> </td><td> </td></tr></tbody></table>	Tens	Ones		
Tens	Ones								
Tens	Ones								

Name: _____

Place Value

Comparing Numbers

Place Value: Comparing Numbers Set I

Directions: Compare each set of numbers by writing $<$, $=$, or $>$ in the circle.

34 ○ 67

51 ○ 55

88 ○ 21

12 ○ 13

53 ○ 72

47 ○ 72

92 ○ 13

85 ○ 34

66 ○ 78

22 ○ 17

24 ○ 24

89 ○ 98

99 ○ 62

11 ○ 11

10 ○ 35

76 ○ 35

Name: _____

A Maze of Subtraction Facts

Directions: Help the squirrel find his way back to his tree. Solve the problems. Color the box orange if the answer is 15, 16 or 17.



$16 - 1 =$ <input type="text"/>	$20 - 2 =$ <input type="text"/>	$19 - 1 =$ <input type="text"/>	$11 - 4 =$ <input type="text"/>
$19 - 3 =$ <input type="text"/>	$15 - 0 =$ <input type="text"/>	$18 - 2 =$ <input type="text"/>	$20 - 3 =$ <input type="text"/>
$17 - 6 =$ <input type="text"/>	$15 - 4 =$ <input type="text"/>	$20 - 1 =$ <input type="text"/>	$17 - 3 =$ <input type="text"/>
$13 - 5 =$ <input type="text"/>	$18 - 4 =$ <input type="text"/>	$19 - 2 =$ <input type="text"/>	$16 - 0 =$ <input type="text"/>
$19 - 6 =$ <input type="text"/>	$20 - 10 =$ <input type="text"/>	$17 - 2 =$ <input type="text"/>	$20 - 1 =$ <input type="text"/>
$15 - 6 =$ <input type="text"/>	$18 - 9 =$ <input type="text"/>	$20 - 5 =$ <input type="text"/>	
$19 - 11 =$ <input type="text"/>	$16 - 3 =$ <input type="text"/>	$18 - 11 =$ <input type="text"/>	

Name: _____

Fact Families Set 4

Directions: Use the numbers at the top to complete the fact families.


<p>1.</p> <p>5 6 11</p> <p><input type="text"/> + <input type="text"/> = <input type="text"/></p> <p><input type="text"/> + <input type="text"/> = <input type="text"/></p> <p><input type="text"/> - <input type="text"/> = <input type="text"/></p> <p><input type="text"/> - <input type="text"/> = <input type="text"/></p>	<p>2.</p> <p>8 3 11</p> <p><input type="text"/> + <input type="text"/> = <input type="text"/></p> <p><input type="text"/> + <input type="text"/> = <input type="text"/></p> <p><input type="text"/> - <input type="text"/> = <input type="text"/></p> <p><input type="text"/> - <input type="text"/> = <input type="text"/></p>	<p>3.</p> <p>17 7 10</p> <p><input type="text"/> + <input type="text"/> = <input type="text"/></p> <p><input type="text"/> + <input type="text"/> = <input type="text"/></p> <p><input type="text"/> - <input type="text"/> = <input type="text"/></p> <p><input type="text"/> - <input type="text"/> = <input type="text"/></p>
<p>4.</p> <p>13 7 20</p> <p><input type="text"/> + <input type="text"/> = <input type="text"/></p> <p><input type="text"/> + <input type="text"/> = <input type="text"/></p> <p><input type="text"/> - <input type="text"/> = <input type="text"/></p> <p><input type="text"/> - <input type="text"/> = <input type="text"/></p>	<p>5.</p> <p>6 14 8</p> <p><input type="text"/> + <input type="text"/> = <input type="text"/></p> <p><input type="text"/> + <input type="text"/> = <input type="text"/></p> <p><input type="text"/> - <input type="text"/> = <input type="text"/></p> <p><input type="text"/> - <input type="text"/> = <input type="text"/></p>	<p>6.</p> <p>7 9 16</p> <p><input type="text"/> + <input type="text"/> = <input type="text"/></p> <p><input type="text"/> + <input type="text"/> = <input type="text"/></p> <p><input type="text"/> - <input type="text"/> = <input type="text"/></p> <p><input type="text"/> - <input type="text"/> = <input type="text"/></p>

Name: _____

Subtraction: Missing Numbers

Directions: Write the missing numbers in the circles.

Color the matching flower pot each time you use a number.



$\begin{array}{r} 14 \\ - \bigcirc \\ \hline 3 \end{array}$	$\begin{array}{r} 11 \\ - 3 \\ \hline \bigcirc \end{array}$	$\begin{array}{r} 16 \\ - \bigcirc \\ \hline 1 \end{array}$	$\begin{array}{r} 10 \\ - 3 \\ \hline \bigcirc \end{array}$
$\begin{array}{r} 12 \\ - \bigcirc \\ \hline 2 \end{array}$	$\begin{array}{r} 16 \\ - 2 \\ \hline \bigcirc \end{array}$	$\begin{array}{r} 14 \\ - \bigcirc \\ \hline 1 \end{array}$	$\begin{array}{r} 15 \\ - 3 \\ \hline \bigcirc \end{array}$
$\begin{array}{r} 15 \\ - \bigcirc \\ \hline 9 \end{array}$	$\begin{array}{r} 13 \\ - 4 \\ \hline \bigcirc \end{array}$	<p>A cartoon illustration of a young girl with pigtails, smiling and sitting at a table. On the table is a large birthday cake with a single candle, a plate of cookies, and a vase with flowers. The girl is holding a fork and knife, ready to eat.</p>	

Name: _____

Subtraction Color by the Code

Directions: Subtract and color by the code.

11- yellow 12- blue 13- red 14- brown

15- green 16- black 17- purple

20-9=

16-5=

19-2=

14-2=

20-6=

15-1=

17-3=

20-8=

20-3=

15-4=

19-8=

18-1=

17-0=

20-8=

18-4=

19-5=

16-2=

16-1=

18-3=

20-5=

18-6=

15-3=

19-3=

20-4=

16-0=

19-7=

20-7=

16-3=

15-2=

17-5=

17-3=

15-1=

17-0=

20-6=

16-2=

15-3=

19-2=

17-6=

12-1=

16-4=

14-2=

20-8=

18-1=

14-3=

20-3=

18-1=













18-1=

17-6=

Name: _____

Time to Blast off!
















Directions: Write the digital time under each clock.

1.  :	2.  :	3.  :	4.  :
5.  :	6.  :	7.  :	8.  :
9.  :	10.  :	11.  :	12.  :

Name: _____

Popcorn Time Set I

Directions: Write the correct time for each clock. Color a piece of popcorn to match. There is one clock that doesn't have a matching piece of popcorn. Write the time in the center of the popcorn box.

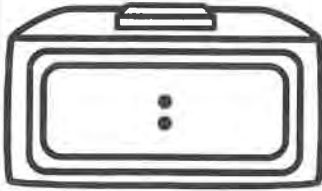
<p>1. </p> <p>_____ : _____</p>	<p>2. </p> <p>_____ : _____</p>	<p>3. </p> <p>_____ : _____</p>	<p>4. </p> <p>_____ : _____</p>		
<p>14. </p> <p>_____ : _____</p>	 <p style="text-align: center;">_____ : _____</p>		<p>5. </p> <p>_____ : _____</p>		
<p>13. </p> <p>_____ : _____</p>			<p>6. </p> <p>_____ : _____</p>		
<p>12. </p> <p>_____ : _____</p>			<p>7. </p> <p>_____ : _____</p>		
<p>11. </p> <p>_____ : _____</p>			<p>10. </p> <p>_____ : _____</p>	<p>9. </p> <p>_____ : _____</p>	<p>8. </p> <p>_____ : _____</p>

Name: _____

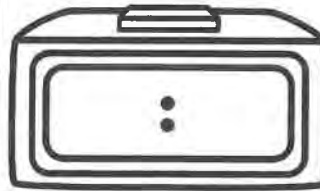
Show the Correct Time

Directions: Write the correct time on the digital clock.

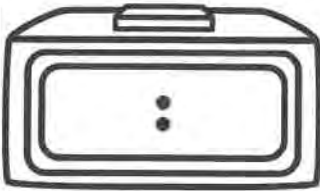
Kim cleaned her room at three thirty.



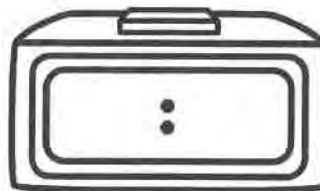
They played a game at half past two.



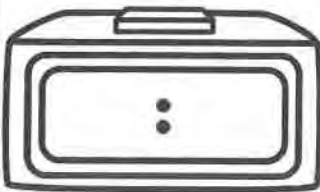
Jill woke up at seven o'clock.



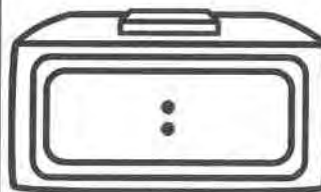
Dad went to vote at half past twelve.



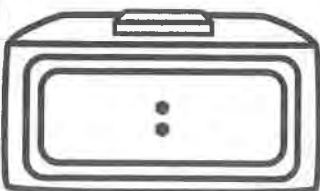
The teacher graded at half past six.



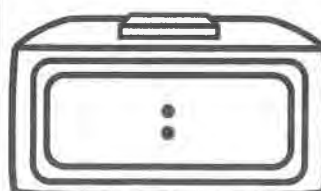
Jen vacuumed at three thirty.



Carl fed his dog at half past eight.



We read after school at four o'clock.


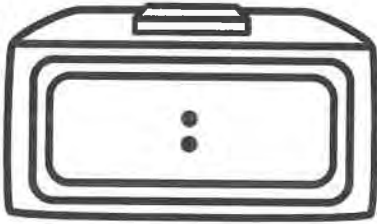


Name: _____


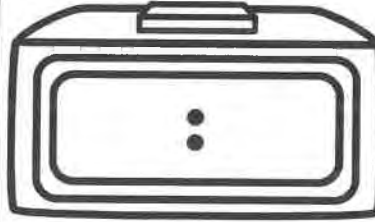
Telling Time to the Half Hour

Directions: Show the correct time for both the digital and analog clock.


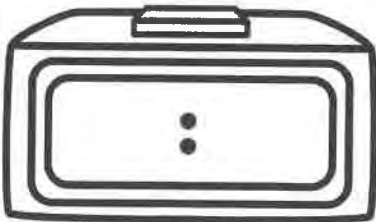
half past three o'clock




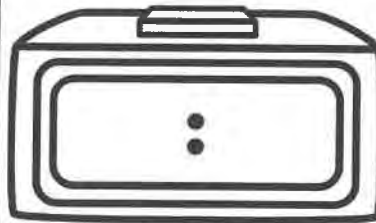
half past six o'clock




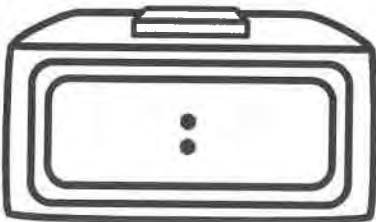
half past twelve o'clock




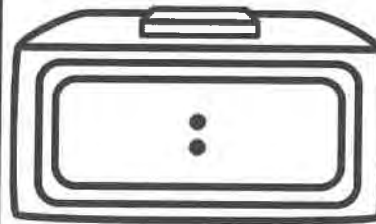
half past eight o'clock




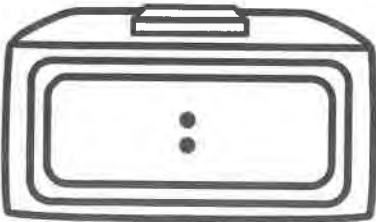
half past seven o'clock




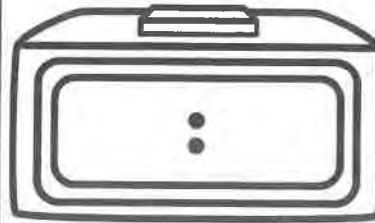
half past eleven o'clock



half past one o'clock



















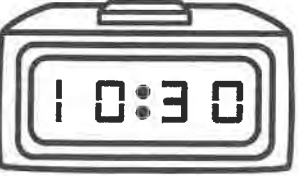







half past nine o'clock



Name: _____

Telling Time By the Half Hour

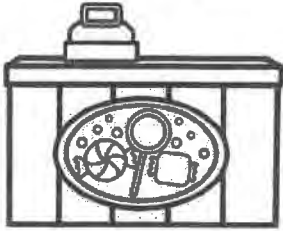
Directions: Look at the digital clock.
Draw the hands on the analog clock to match.

Name: _____

Money: How Much Change? Set 1







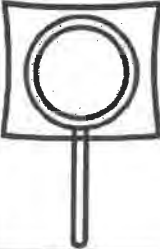

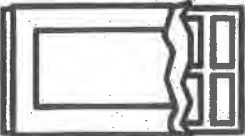



Directions: Color the coins needed to buy each item.
Write how much change is left.



Price of the Item

Coins need to buy the item

























































































How much change?

 <p>9¢</p>		<p>_____ ¢</p>
 <p>11¢</p>		<p>_____ ¢</p>
 <p>19¢</p>		<p>_____ ¢</p>
 <p>23¢</p>		<p>_____ ¢</p>
 <p>39¢</p>		<p>_____ ¢</p>
 <p>27¢</p>		<p>_____ ¢</p>

Name: _____

Coins: Add it UP! Set 2

Directions: Color the coins needed to add up the number in the bank.

 33¢	         
 21¢	         
 45¢	         
 35¢	         
 27¢	         
 50¢	         
 70¢	         
 76¢	         

Name: _____

HOW MANY CENTS???

Write how many cents there are in each box.



☺



☺



☺



☺



☺



☺



☺



☺


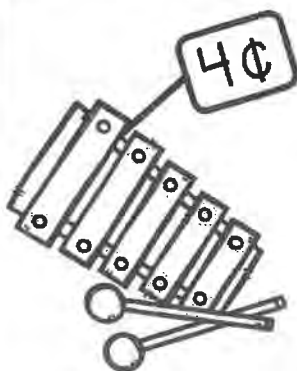






☺

Name: _____

SHOPPING for TOYS!

Color the amount of coins you need to buy each toy!



Name: _____

DIMES, NICKELS & PENNIES IN MIXED GROUPS

Write how many cents there are in each row next to the cents sign.



¢



¢



¢



¢



¢



¢



¢

Name: _____

Addition: Adding 3 Numbers

Directions: Cut and paste the sum to the correct equation.

Add the doubles first.

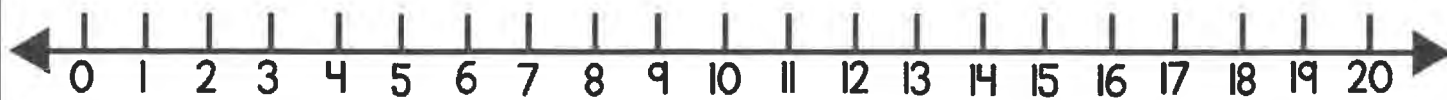
$\begin{array}{r} 4 \\ 6 \\ +6 \\ \hline \end{array}$	$\begin{array}{r} 3 \\ 8 \\ +8 \\ \hline \end{array}$	$\begin{array}{r} 8 \\ 5 \\ +5 \\ \hline \end{array}$	$\begin{array}{r} 6 \\ 6 \\ +5 \\ \hline \end{array}$	$\begin{array}{r} 5 \\ 3 \\ +5 \\ \hline \end{array}$
<input type="text"/>	<input type="text"/>	<input type="text"/>	<input type="text"/>	<input type="text"/>
$\begin{array}{r} 7 \\ 7 \\ +1 \\ \hline \end{array}$	$\begin{array}{r} 8 \\ 8 \\ +4 \\ \hline \end{array}$	$\begin{array}{r} 4 \\ 4 \\ +3 \\ \hline \end{array}$	$\begin{array}{r} 2 \\ 8 \\ +2 \\ \hline \end{array}$	$\begin{array}{r} 8 \\ 3 \\ +3 \\ \hline \end{array}$
<input type="text"/>	<input type="text"/>	<input type="text"/>	<input type="text"/>	<input type="text"/>

19	15	14	17	20
13	11	18	12	16

Name: _____

Number Line Addition to 20 Set I

Directions: Solve the problems. Use the number line to help you add.



$\begin{array}{r} 6 \\ + 7 \\ \hline \square \end{array}$	$\begin{array}{r} 15 \\ + 3 \\ \hline \square \end{array}$	$\begin{array}{r} 11 \\ + 5 \\ \hline \square \end{array}$	$\begin{array}{r} 10 \\ + 6 \\ \hline \square \end{array}$	$\begin{array}{r} 5 \\ + 9 \\ \hline \square \end{array}$
$\begin{array}{r} 12 \\ + 4 \\ \hline \square \end{array}$	$\begin{array}{r} 6 \\ + 5 \\ \hline \square \end{array}$	$\begin{array}{r} 9 \\ + 7 \\ \hline \square \end{array}$	$\begin{array}{r} 8 \\ + 8 \\ \hline \square \end{array}$	$\begin{array}{r} 5 \\ + 8 \\ \hline \square \end{array}$
$\begin{array}{r} 7 \\ + 8 \\ \hline \square \end{array}$	$\begin{array}{r} 9 \\ + 6 \\ \hline \square \end{array}$	$\begin{array}{r} 7 \\ + 4 \\ \hline \square \end{array}$	$\begin{array}{r} 12 \\ + 6 \\ \hline \square \end{array}$	$\begin{array}{r} 13 \\ + 6 \\ \hline \square \end{array}$
$\begin{array}{r} 5 \\ + 7 \\ \hline \square \end{array}$	$\begin{array}{r} 12 \\ + 3 \\ \hline \square \end{array}$	$\begin{array}{r} 9 \\ + 9 \\ \hline \square \end{array}$	$\begin{array}{r} 9 \\ + 8 \\ \hline \square \end{array}$	$\begin{array}{r} 13 \\ + 7 \\ \hline \square \end{array}$

Name: _____

Addition Word Problems

Directions: Solve the word problems.
Write an addition sentence for each.

1 There are 3 friends at the party. Then 4 more friends show up. Now how many friends are there?



$$\square + \square = \square$$

2 Ben had 4 red balloons and 4 blue balloons. How many balloons did he have in all?



$$\square + \square = \square$$

3 Jen ate 2 vanilla cupcakes and 3 chocolate cupcakes. How many cupcakes did she eat altogether?



$$\square + \square = \square$$

4 Kim and Sam each ate 2 scoops of ice cream. How many scoops of ice cream did they eat?



$$\square + \square = \square$$

5 Tom has 6 dogs. He also has 4 cats. How many pets does Tom have in all?



$$\square + \square = \square$$

6 Jane did 7 jumping jacks. Ben did 2 jumping jacks. How many jumping jacks did they do in all?



$$\square + \square = \square$$

Name: _____

Adding 3 Numbers

Directions: Find the two numbers that make ten.
Add the third number.

$$\begin{array}{r} 2 \\ 5 \\ + 8 \\ \hline \end{array}$$

$$\begin{array}{r} 1 \\ 8 \\ + 9 \\ \hline \end{array}$$

$$\begin{array}{r} 3 \\ 6 \\ + 7 \\ \hline \end{array}$$

$$\begin{array}{r} 5 \\ 4 \\ + 6 \\ \hline \end{array}$$

$$\begin{array}{r} 3 \\ 7 \\ + 7 \\ \hline \end{array}$$

$$\begin{array}{r} 2 \\ 3 \\ + 7 \\ \hline \end{array}$$

$$\begin{array}{r} 1 \\ 2 \\ + 8 \\ \hline \end{array}$$

$$\begin{array}{r} 3 \\ 4 \\ + 6 \\ \hline \end{array}$$

Name: _____

Add 3 Numbers with Doubles

Directions: Use your knowledge of doubles to add the three numbers. Circle and add the doubles first.

$2 + 2 + 1 = \square$

$1 + 8 + 1 = \square$

$4 + 2 + 2 = \square$

$6 + 2 + 6 = \square$

$5 + 5 + 6 = \square$

$5 + 1 + 5 = \square$

$3 + 4 + 4 = \square$

$4 + 2 + 4 = \square$

$6 + 6 + 2 = \square$

$9 + 1 + 9 = \square$

$8 + 8 + 3 = \square$

$3 + 2 + 3 = \square$

$7 + 7 + 1 = \square$

$8 + 2 + 8 = \square$

$1 + 3 + 3 = \square$

$2 + 5 + 2 = \square$